



**Caledonian**

**FIRETOX LSZH Flame Retardant Power & Control Cables**

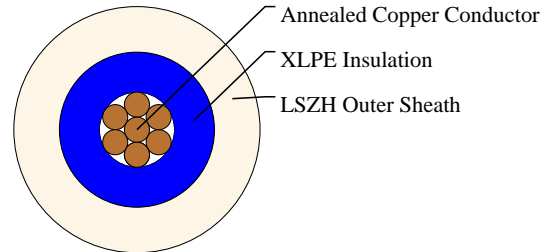

www.caledonian-cables.co.uk

sales@caledonian-cables.co.uk

### **450/750V XLPE Insulated, LSZH Sheathed Power Cables to BS 7211 (Single Core)**

FTX300 07RZ1-R (CU/XLPE/LSZH 450/750V Class 2)

BS Code: 6181B



### **APPLICATIONS**

The cables are mainly used in power stations, mass transit underground passenger systems, airports, petrochemical plants, hotels, hospitals and high-rise buildings. This product type is TUV approved.

### **STANDARDS**

Basic design to BS 7211:2012

### **APPROVALS**

TUV Certification (Z1 17 08 98200 009)

### **FIRE PERFORMANCE**

Flame Retardance (Single vertical wire or cable test)	IEC 60332-1-2; EN 60332-1-2
Reduced Fire Propagation (Vertically-mounted bundled wires & cables test)	IEC 60332-3-24; EN 60332-3-24
Halogen Free	IEC 60754-1; EN 50267-2-1
No Corrosive Gas Emission	IEC 60754-2; EN 50267-2-2
Minimum Smoke Emission	IEC 61034-2; EN 61034-2

### **VOLTAGE RATING**

450/750V

### **CABLE CONSTRUCTION**

Conductor: Annealed copper conductor, stranded according to BS EN 60228 class 2.

Insulation: XLPE type GP8 according to BS 7655-1.3. Crosslinked polyolefin material type EI 5 according to EN 50363-5 can be offered as option.

Outer Sheath: Extruded LSZH type LTS 4 according to BS 7655-6.1.

Outer Sheath Option: UV resistance, hydrocarbon resistance, oil resistance, anti-rodent and anti-termite properties can be offered as option.

### **COLOUR CODE**



# Caledonian

## FIRETOX LSZH Flame Retardant Power & Control Cables

[www.caledonian-cables.co.uk](http://www.caledonian-cables.co.uk)

[sales@caledonian-cables.co.uk](mailto:sales@caledonian-cables.co.uk)

Insulation Colour: Brown or blue.

Sheath Colour: White; other colours can be offered upon request.

### PHYSICAL AND THERMAL PROPERTIES

Maximum temperature range during operation: 90°C

Maximum short circuit temperature (5 Seconds): 250°C

Minimum bending radius

OD<8mm: 4 × Overall Diameter

8mm#OD#12mm: 5 × Overall Diameter

OD>12mm: 6 × Overall Diameter

### DIMENSION AND PARAMETERS

No. of Cores × Cross- sectional Area	Conductor Class	Nominal Insulation Thickness	Nominal Sheath Thickness	Approx. Overall Diameter	Approx. Weight
No.×mm <sup>2</sup>		mm	mm	mm	kg/km
1×1	2	0.7	0.8	4.0-4.9	31




Rated voltage



BS 7211



Flame Retardancy  
IEC 60332-1-2



Halogen Free  
IEC 60754-1



Low Corrosivity  
IEC 60754-2



Low Smoke Emission  
IEC 61034-2



Reduced Fire Propagation  
IEC 60332-3-24